

DETAILS

The most advanced member of our sprayers family is Altus Deluxe series sprayers with a wide range of standard equipment and technical improvements made on during R&D process respond to the requirements of modern agriculture. Carefully structured, with an emphasis on design qualities and useful solutions, these sprayers enable you to work safely and efficiently. The circuit regulation system ensures the spraying is started immediately and provides for an even distribution across the entire surface. Thanks to the X Folding or Parallelogram hitch, the boom can be lifted even higher, while the hydraulic drawbar ensures better wheel tracking. Altus Deluxe Series also features a single-sided boom opening to help avoid any obstacles in the field.

The main tank is available in 2000,2500, 3000 and 4000 liter versions. It is designed to provide thorough mixing, minimise residual spray volume and simplify cleaning operations. The sprayers include two additional tanks for washing the circuit and hands. Boom set is ranging as 15-18 mts X Folding, 18-21-24 Mts Parallelogram types.


Altus Deluxe

FIELD
SPRAYER


TECHNICAL FEATURES	UNIT	MODEL				
		ALTUS DELUXE 2000	ALTUS DELUXE 2500	ALTUS DELUXE 3000	ALTUS DELUXE 3500	ALTUS DELUXE 4000
Capacity	lt	2000	2500	3000	3500	4000
Pump	lt	145	145	145	145	145
Flow Rate	l/min	145	145	145	145	145
Pressure	bar	50	50	50	50	50
Rotation	rev / min	540	540	540	540	540
Width	mm	2200	2200	2200	2200	2200
Lenght	mm	4500	4500	5700	6000	6500
Height	mm	2000	2200	2700	2700	2700
Weight	kg	1300	1450	1600	1900	2200
Boom Set	mt / type	15/18 X Folding	15/18 X Folding	15/18 X Folding	15/18 X Folding	15/18 X Folding
Boom Set	mt / type	18/21/24 Parallelogram	18/21/24 Parallelogram	18/21/24 Parallelogram	18/21/24 Parallelogram	18/21/24 Parallelogram




OPTIONAL FEATURES




Promixer




4 Ways Pressure Filter




145 Lt Pump & Vdr 50 Kit




Foam Marker




Balance Lift



Traffic Set



Reflector Set



Pressure Filter