

DETAILS

Lina Coulter is a mechanical seeder equipped with coulter tines and gearbox that can leave seeds and fertilizer at the desired depth, in equal numbers and rows. We offer the most ideal solution for precise sowing on flat and sloping lands thanks to its coulter sowing feet with Lina Coulter Mechanical Seeder. Row distance is designed as 12,5 cm and machine is produced with and without fertilizer options in a range 16-18-20-22-24 Rows. Due to its specially designed 3-cam silent gearbox, seed and fertilizer dispensers (pinwheel dispensing system), our machine enables planting of fine and coarse seed. By swallow type harrow spring, putting out the soil and covering the soil can be done easily.

Lina Coulter aspires to be the newest generation seeding tool that will serve you for years, accompany you throughout your planting adventure, and make you smile during the harvest.


Lina

COULTER TINE
MECHANICAL SEEDER


TECHNICAL FEATURES	UNIT	Model				
		LINA COULTER 16	LINA COULTER 18	LINA COULTER 20	LINA COULTER 22	LINA COULTER 24
Number of Tines	pcs	16	18	20	22	24
Working Width	mm	2000	2250	2500	2750	3000
Row Distance	cm	12,5	12,5	12,5	12,5	12,5
Seed Hopper Capacity	lt	210	235	255	280	300
Fertilizer Hopper Capacity	lt	260	290	315	345	370
Tyre Size	inch	500 / 12	500 / 12	500/12	600 / 16	600/16
Weight	kg	650	680	720	750	775
Required Power	hp	40 +	50 +	60+	70 +	80+




OPTIONAL FEATURES



Hydraulic Tramline



Electronic Tramline




Digital Decarmeter




10.75/15.3 Tyre



Drawbar



Traffic Set



Jumbo Hopper